

Slalom

Offizielles Ergebnis

COMPETITION JURY

TECHNICAL DELEGATE Aregger Bernhard (SUI)
 CHIEF OF RACE Huber Michael (AUT)
 FINISH REFEREE Greber Christian (AUT)

WEATHER

CONDITIONS leichter Schneefall
 SNOW Kunstschnee kopakt
 AIR TEMPERATURE -1,5 °C

1st RUN














COURSESETTER Hasler Pascal (AUT)
 FORERUNNERS - A - Hennlich Benjamin (AUT)
 START 960 m
 FINISH 805 m
 DROP 155 m
 GATES 50
 DIRECTIONS 49
 STARTING TIME 10:00

2nd RUN

Dietl Mathias (AUT)
 - A - Hennlich Benjamin (AUT)
 START 960 m
 FINISH 805 m
 DROP 155 m
 GATES 52
 DIRECTIONS 50
 STARTING TIME 12:30

LIST n°1018 APPLIED PENALTY: 9,40 CALCULATED PENALTY: 6,40 F = 720
 Number of competitors: 87, Number of NSA: 11

Rank	St-Nr.	Code	Name und Vorname	JG	NAT	Lauf 1	Lauf 2	Time	Gap	Points
1	1	201896	STEHLE Dominik	1986		43.45	45.52	1:28.97		0,00
2	10	54252	RASCHNER Dominik	1994		43.88	45.25	1:29.13	0.16	1,29
3	9	202520	HOLZMANN Sebastian	1993		44.00	45.19	1:29.19	0.22	1,78
4	3	400235	WINKELHORST Steffan	1992		43.53	45.72	1:29.25	0.28	2,27
5	8	422507	HAUGAN Timon	1996		44.61	45.12	1:29.73	0.76	6,15
6	23	54346	HACKER Pirmin	1996		44.95	45.05	1:30.00	1.03	8,34
7	18	54445	HAASER Raphael	1997		44.25	45.76	1:30.01	1.04	8,42
8	19	54358	GRAF Mathias	1996		44.97	45.32	1:30.29	1.32	10,68
9	14	422572	BRUDEVOLL Bjoern	1997		44.79	45.58	1:30.37	1.40	11,33
10	20	54444	GSTREIN Fabio	1997		44.88	45.55	1:30.43	1.46	11,82
11	5	501873	LUNDBAECK Gustav	1993		44.43	46.16	1:30.59	1.62	13,11
12	12	561291	GROSELJ Zan	1993		45.53	45.16	1:30.69	1.72	13,92
13	11	54348	PERTL Adrian	1996		44.41	46.35	1:30.76	1.79	14,49
14	30	54104	WALCH Magnus	1992		44.81	45.96	1:30.77	1.80	14,57
15	25	501992	GRAHN Dan Axel	1994		45.20	45.66	1:30.86	1.89	15,30
16	22	422469	SOLHEIM Fabian Wilkens	1996		45.30	45.63	1:30.93	1.96	15,86
17	28	54338	ZEIRINGER Fabian	1996		45.58	45.52	1:31.10	2.13	17,24
18	2	501351	JOHANSSON Emil	1988		44.43	46.78	1:31.21	2.24	18,13
19	27	54276	ERLER Tobias	1995		45.07	46.20	1:31.27	2.30	18,61
20	26	180820	MANKINEN Miikka	1997		45.97	45.42	1:31.39	2.42	19,58
20	21	202584	RAUCHFUSS Julian	1994		45.41	45.98	1:31.39	2.42	19,58
22	31	54275	ANNEWANTER Manuel	1995		45.99	45.58	1:31.57	2.60	21,04
23	49	54415	OBERLADER Lukas	1997		45.75	46.06	1:31.81	2.84	22,98
24	33	60236	VAN DEN BROECKE Dries	1995		45.83	46.26	1:32.09	3.12	25,25
25	40	54446	MARKO Moritz	1997		45.95	46.24	1:32.19	3.22	26,06
26	45	54557	THAURER Stefan	1999		45.70	46.69	1:32.39	3.42	27,68
27	44	54422	TANNER Luca	1997		46.19	46.49	1:32.68	3.71	30,02
28	57	54483	OPETNIK Moritz	1998		46.46	46.39	1:32.85	3.88	31,40
29	48	54471	DORNER Thomas	1998		46.25	47.21	1:33.46	4.49	36,34
30	62	54466	SKORNSCHEK Robin	1998		46.79	46.97	1:33.76	4.79	38,76
30	43	54278	PITTERLE Martin	1995		46.25	47.51	1:33.76	4.79	38,76
32	46	561369	RUPNIK Matevz	1997		46.69	47.34	1:34.03	5.06	40,95
33	63	54531	SCHENNACH Alexander	1999		46.93	47.93	1:34.86	5.89	47,67

Rank	St-Nr.	Code	Name und Vorname	JG	NAT	Lauf 1	Lauf 2	Time	Gap	Points
34	55	304318	OBARA Kenta	1994		47.29	47.99	1:35.28	6.31	51,06
35	51	54368	BORNAES Christian	1996		46.84	48.47	1:35.31	6.34	51,31
36	70	54574	MEISSL Christoph	2000		47.37	48.17	1:35.54	6.57	53,17
37	61	54530	NAIRZ Gabriel	1999		47.00	48.63	1:35.63	6.66	53,90
38	59	54372	PFLUG Florian	1996		47.43	48.72	1:36.15	7.18	58,10
39	64	54608	DORNAUER Armin	2000		47.49	48.92	1:36.41	7.44	60,21
40	71	54533	GAHR Lukas	1999		48.22	48.34	1:36.56	7.59	61,42
41	72	54584	MAIR Pascal	2000		48.77	49.65	1:38.42	9.45	76,48
42	74	54570	LIPBURGER Manuel	2000		49.83	48.80	1:38.63	9.66	78,17
43	83	54664	PROFANTER Santino	2001		49.55	51.59	1:41.14	12.17	98,49
44	85	221442	CLARKE Callum	2001		52.42	53.19	1:45.61	16.64	134,66
45	84	221401	WAITT Scott	2000		54.76	53.35	1:48.11	19.14	154,89
46	87	51030	GLUECK Gerald	1954		1:19.68	1:13.22	2:32.90	1:03.93	517,36

Not classified

Did Not Finish - Lauf 1 (25)

15	481785	EFIMOV Simon	1996		DNF
16	561313	DVORNIK Aljaz	1995		DNF
17	202615	TREMEL Anton	1994		DNF
24	180780	TAKKI Teddy	1996		DNF
29	502000	ASK Jesper	1994		DNF
32	6300451	KATO Seigo	1998		DNF
35	180808	HANDOLIN Juho	1997		DNF
36	54176	ZIMMERMANN Paul	1993		DNF
37	481463	PYASIK Evgenij	1993		DNF
41	202800	KOEHLER Joel	1997		DNF
47	180812	AHO Saku	1997		DNF
53	502048	GRAPE LARSSON David	1995		DNF
58	54503	SOMWEBER Andre	1998		DNF
65	54579	GSTREIN Luca	2000		DNF
66	54550	RUDIGIER Peter	1999		DNF
67	54515	LANZENBERGER Luca	1999		DNF
69	54296	POMBERGER Alexander	1995		DNF
73	54544	PETELIN Helmuth	1999		DNF
75	54558	WIELAND Paul	1999		DNF
76	54549	BREITFUSS Maximilian	1999		DNF
77	54526	LECHNER Fabian	1999		DNF
78	54573	VONIER Paul	2000		DNF
81	54240	KREUZWIESER Andreas	1994		DNF
82	54562	KITZBICHLER Josef	1999		DNF
86	221411	MCROBB Cameron	2000		DNF

Disqualified - Lauf 1 (1)

60	400268	BORSBOOM Olaf	1995		DSQ	Gate 47
----	--------	---------------	------	---	-----	---------

Did Not Start - Lauf 2 (1)

50	180817	SJOBERG Marlon	1997		47.65	DNS
----	--------	----------------	------	---	-------	-----

Rank	St-Nr.	Code	Name und Vorname	JG	NAT	Lauf 1	Lauf 2	Time	Gap	Points
------	--------	------	------------------	----	-----	--------	--------	------	-----	--------

Did Not Finish - Lauf 2 (13)

4	422546	LINDSTOEL	Joachim Jagge	1997		44.06	DNF			
6	54245	HETTEGGER	Thomas	1994		45.28	DNF			
7	54447	RUELAND	Simon	1997		44.48	DNF			
13	201891	SCHMID	Philipp	1986		44.24	DNF			
34	422444	WINDINGSTAD	Tobias	1995		46.11	DNF			
38	561329	SENCAR	Dusan	1996		46.47	DNF			
39	54384	OBAUER	Gotthard	1996		47.14	DNF			
42	60256	VERBEKE	Tom	1997		47.55	DNF			
52	54464	JUFFINGER	Dominik	1998		46.83	DNF			
56	54416	MEKLAU	Andreas	1997		46.27	DNF			
68	54578	POELL	Marco	2000		47.59	DNF			
79	54572	KRAEMMER	Matthias	2000		48.50	DNF			
80	221277	KICK	Euan	1997		49.38	DNF			

Disqualified - Lauf 2 (1)

54	54359	FEURSTEIN	Patrick	1996		46.49	DSQ		Gate 47	
----	-------	-----------	---------	------	---	-------	-----	--	---------	--

(DNS: Did Not Start, DNF: Did Not Finish, DSQ: Disqualified, NPS: Not Permitted to Start)

RECAP	1st RUN	2nd RUN	
Records:			87
Did Not Start:	0	1	1
NOT PERMITTED TO START:	0	0	0
Did Not Finish:	25	13	38
Disqualified:	1	1	2
Did Not Qualify for 2nd RUN:		0	0
At Finish:			46